


METALSISTEM SHELVING

METALSISTEM Accessories

Maximize your shelving system with a variety of accessories, including drawers, shelves, modular containers, label holders and dividers.

Drawers


Fully extended drawers fit directly onto the frames.



Part No.	Length	Height	Depth
319416	36"	2.5"	16"
319419	36"	6.5"	16"
319418	48"	2.5"	16"
319421	48"	6.5"	16"
319422	36"	6.5"	20"
319424	36"	2.5"	24"
319425	36"	6.5"	24"
319427	48"	6.5"	24"

Modular Containers with Dividers

Separate loose items. Comes complete with 2 beams and 5 dividers. Containers sit securely on beams.



Part No.	Height	Depth
3616MC	36"	16"
3620MC	36"	20"
3624MC	36"	24"
4816MC	48"	16"
4820MC	48"	20"
4824MC	48"	24"

Bin Front/Back Panels for Shelf Trays


Placed on a normal shelf and attached to posts these create a shelf tray to store items.



Part No.	Length	Height
319166	36"	4"
319177	40"	4"
319197	48"	4"
319212	60"	4"
319217	36"	8"
319225	40"	8"
319236	48"	8"
319251	60"	8"

Shelf Dividers

Separate and organize loose items. Easily attach to beam with 2 clips per divider.



Sliding Dividers

Part No.	Height	Depth
319036	4"	16"
319062	4"	20"
319079	4"	24"
319114	8"	16"
319138	8"	20"
319160	8"	24"

Trapez Sliding Dividers

Part No.	Height	Depth
319074	4" to 8"	16"
319098	4" to 8"	20"
319125	4" to 8"	24"

Clips for Sliding Dividers – Right

Part No.	318980
----------	--------

Clips for Sliding Dividers – Left

Part No.	318981
----------	--------

Extra Shelves

Comes complete with 2 beams. Extra shelf panels easily lay into grooves on beams.



Part No.	Length	Depth
3616ES	36"	16"
3620ES	36"	20"
3624ES	36"	24"
4816ES	48"	16"
4820ES	48"	20"
4824ES	48"	24"

Dividers for Shelf Trays

Separate loose items; attach to the Bin Front/Back Panels for Shelf Trays.



Part No.	Height	Depth
319035	4"	16"
319061	4"	20"
319078	4"	24"
319095	4"	28"
319115	4"	32"
319112	8"	16"
319141	8"	20"
319159	8"	24"
319178	8"	28"
319192	8"	32"

Additional styles, sizes and types available.