




# CASTERS





## 55-120 lbs. Economy Rubber Casters

These rubber casters are used for light loads. They are hard enough for carpet use, but soft enough for tile.

Part No.	Size	Capacity	
<b>Swivel Plate Mount</b>			
320148	2"	55 lbs.	
320143	2 1/2"	110 lbs.	
320142	3"	120 lbs.	
<b>Rigid Plate Mount</b>			
320128	2"	55 lbs.	
320126	2 1/2"	110 lbs.	
320124	3"	120 lbs.	
<b>Swivel Plate Mount with Side Lock Brake</b>			
320154	2"	55 lbs.	
320153	2 1/2"	110 lbs.	
320152	3"	120 lbs.	




## 330-570 lbs. Mold-On Rubber Casters

These rubber casters are used for medium to heavy duty loads. They provide noise reduction, load cushioning and superb floor protection. Mold-on Rubber Casters are designed for difficult floor conditions such as water, steam, animal fats and metal chips.

Part No.	Size	Capacity	
<b>Swivel Plate Mount</b>			
320145	4" x 2"	330 lbs.	
320141	6" x 2"	570 lbs.	
320146	8" x 2"	570 lbs.	
<b>Rigid Plate Mount</b>			
320127	4" x 2"	330 lbs.	
320121	6" x 2"	570 lbs.	
320125	8" x 2"	570 lbs.	
<b>Swivel Plate Mount with Top Locking Brake</b>			
320151	4" x 2"	330 lbs.	
320150	6" x 2"	570 lbs.	
<b>Swivel Plate Mount with Side Lock Brake</b>			
320149	8" x 2"	570 lbs.	




## 200-285 lbs. Soft Grey Rubber Casters

These rubber casters are used for medium loads. They are designed for quiet movement, smooth ride and superb floor protection. Soft Grey Rubber Casters can handle difficult floor conditions such as water, steam, oil and grease.

Part No.	Size	Capacity	
<b>Swivel Plate Mount</b>			
320133	3"	200 lbs.	
320130	4" x 1 1/4"	285 lbs.	
320129	5" x 1 1/4"	285 lbs.	
<b>Rigid Plate Mount</b>			
320117	3"	200 lbs.	
320116	4" x 1 1/4"	285 lbs.	
320115	5" x 1 1/4"	285 lbs.	
<b>Swivel Plate Mount with Top Locking Brake</b>			
320140	3"	200 lbs.	
320139	4" x 1 1/4"	285 lbs.	
320136	5" x 1 1/4"	285 lbs.	

## 660-950 lbs. Nylon Casters

These Nylon Casters are used for heavy loads. They are designed for the most demanding applications and difficult floor conditions such as mild chemicals, oil, grease, metal chips and animal fats.

Part No.	Size	Capacity	
<b>Swivel Plate Mount</b>			
320132	4" x 2"	660 lbs.	
320131	6" x 2"	900 lbs.	
320138	8" x 2"	950 lbs.	
<b>Rigid Plate Mount</b>			
320119	4" x 2"	660 lbs.	
320118	6" x 2"	900 lbs.	
320120	8" x 2"	950 lbs.	
<b>Swivel Plate Mount with Side Lock Brake</b>			
320144	4" x 2"	660 lbs.	
<b>Swivel Plate Mount with Top Locking Brake</b>			
320137	6" x 2"	900 lbs.	
320147	8" x 2"	950 lbs.	